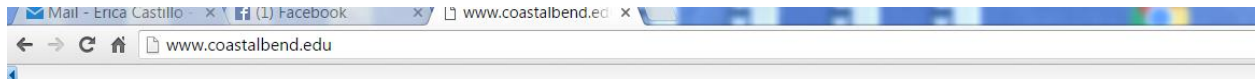
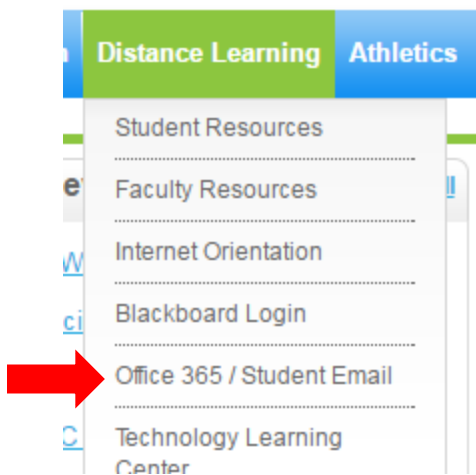


Logging on to O365/Student Email

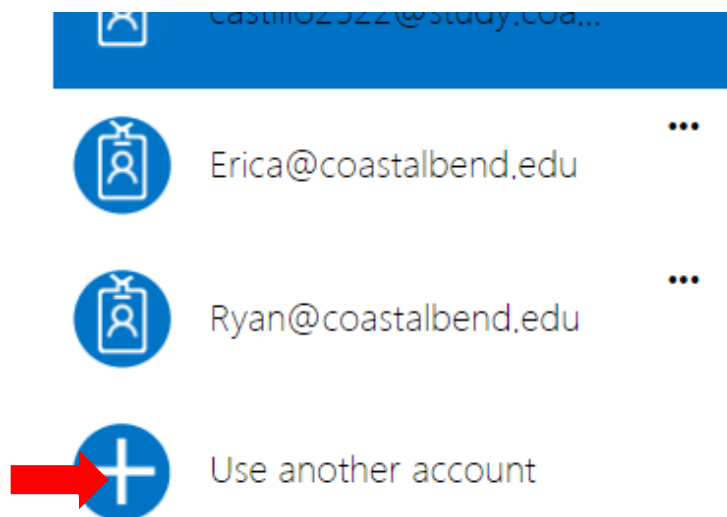
Open up a web browser and type www.coastalbend.edu in the address bar.



Scroll over the Distance Learning tab and click on “Office 365/Student Email”.



Click on “Use another account”



Type in your login information.

Email Address: your last name plus the last four digits of your SSN @**study.coastalbend.edu**

Password: your CBC Student ID number without the dashes

Then, click on “Sign in”

Work or school account

castillo2522@study.coastalbend.edu

.....

Keep me signed in



[Can't access your account?](#)

Click on the “Mail” app.

